



■ Horn Speaker

PR-HS30W

USER MANUAL

General Information

This IP66 outdoor horn speaker has been tested and approved for proper outdoor use as described in following instructions.

All outdoor cabling should be done by a professional installer. Correct speaker location and orientation are crucial to ensure comprehensive sound distribution in operating areas.

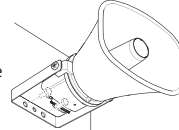
Please note:

* Before installation, please make sure the speaker will be located next to a suitable audio device or PROVISION-ISR Camera which has an available Audio-out plug. Provision-ISR audio out plug is mostly marked by the letters "HP" (female 3.5mm, stereo).

* All outdoor cable connections must be well insulated from dust and weather using a wiring box or another mean of outdoor cable protection.

Mounting instructions

1. Mounting: Use the stainless steel screws to mount the speaker to a suitable support structure such as a wall, locate close enough to Provision-ISR camera or another audio source.



2. Connect power cable to power source (DC24V-12V, 2A). Power cable can be added an extension of up to 100m in total length. Longer cable length than the standard provided by seller may have some effect on sound quality and volume.

3. Cable Connection

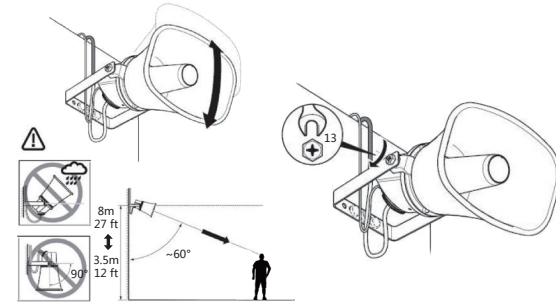
A. If working with camera, connect the speaker directly to the camera using the standard 3.5mm Audio cable.



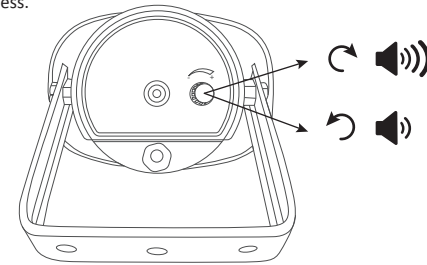
B. If working with NVR/DVR, connect the standard 3.5mm Audio Cable to the provided RCA adapter and then to the NVR/DVR.



4. Speaker orientation- Direct the speaker towards the center of the coverage area. Adjust the vertical orientation using the two locking nuts on the U-bracket on either side of the speaker.




5. Internal volume control to allow on-site tuning: while testing the sound output, please adjust the volume on the back of the speaker to reach comprehensive sound distribution and to avoid excessive loudness.



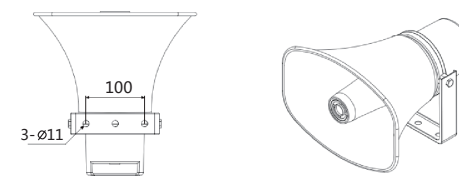
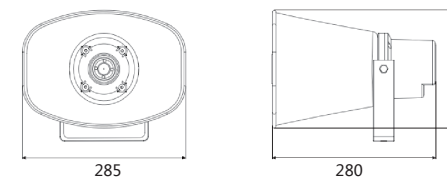
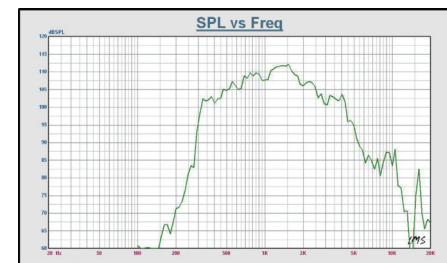
1

2



Speaker Specifications (PR-HS30W)

ITEM	SPECIFICATIONS
1 TOTAL HARMONIC DISTORTION	5% Max at 1KHz 1W
2 SPECIALITY	Weather proof Paging horn speaker
3 RESONANCE REQUENCY	700 ± 15%Hz at 1V, 25 °C
4 RATED FREQUENCY RANGE	300Hz ~ 5.5K Hz (-20dB band)
5 SOUND PRESSURE LEVEL	112 ± 3dB 1w/m @ 1K Hz
6 POWER HANDLING	Rated power 30 W Max power 40 W
7 RUB & BUZZ TEST	285(W) × 205(H)× 280(L)mm
8 SPEAKER WEIGHT	2.1kg ± 10%
9 MATERIAL&FINISH	Finish: White; Horn: ABS; Bracket: Stainless Steel
10 WORK INVIROMENT	Temp -20°C~+40°C, Humidity 45%~85%, Elevation under 1000 m, Dust, corrosive gas or vibration which requires special condition must not be present
11 DIMENSIONS	285(W) × 205(H)× 280(L)mm
12 RATED IMPEDANCE	ACR 8 Ohm



3

4