

**Specification**

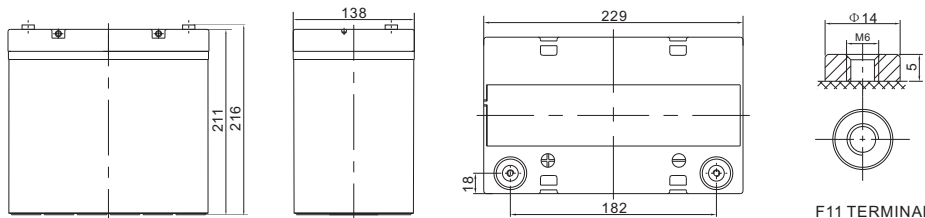
Cells Per Unit	6
Voltage Per Unit	12
Nominal Capacity	55Ah@10hour-rate to 1.80V per cell @25°C
Weight	Approx. 16.5 Kg (Tolerance ± 3.0%)
Internal Resistance	Approx. 6.0 mΩ
Terminal	F11(M6)/F15(M6)
Max. Discharge Current	550A (5 sec)
Short Circuit Current	1160A
Design Life	12 years (Float charging)
Max. Charging Current	16.5 A
Reference Capacity	C3 42.6AH C5 48.0AH C10 55.0AH C20 58.2AH
Standby Use Voltage	13.6 V~13.8 V @ 25°C Temperature Compensation: -3mV/°C/Cell
Cycle Use Voltage	14.6 V~14.8 V @ 25°C Temperature Compensation: -4mV/°C/Cell
Operating Temperature Range	Discharge: -20°C~60°C Charge: 0°C~50°C Storage: -20°C~60°C
Normal Operating Temperature Range	25°C ± 5°C
Self Discharge	Valve Regulated Lead Acid (VRLA) batteries can be stored for up to 6 months at 25°C and then recharging is recommended. Monthly Self-discharge ratio is less than 3% at 25°C. Please charge batteries before using.
Container Material	A.B.S. UL94-HB, UL94-V0 Optional.



PS series is a general purpose battery with 12 years design life in float service. It meets with IEC, JIS, BS, GB/T and YD/T standards. With advanced AGM valve regulated technology and high purity raw material, the RA series battery maintains high consistency for better performance and reliable standby service life. It is suitable for UPS/EPS, Telecom, power grid, medical equipment, emergency light and security system applications.



**Dimensions**



Length	229±2mm (9.02 inches)
Width	138±2mm (5.43 inches)
Height	211±2mm (8.31 inches)
Total Height	216±2mm (8.50 inches)
Terminal	Value
M5	6~7 N*m
M6	8~10 N*m
M8	10~12 N*m

Unit: mm

**Constant Current Discharge Characteristics : A (25°C)**

F.V/Time	5MIN	10MIN	15MIN	30MIN	1HR	2HR	3HR	4HR	5HR	8HR	10HR	20HR
1.60V	176.2	134.2	102.0	60.2	33.6	20.0	15.5	12.2	10.4	6.97	5.80	3.04
1.65V	169.8	126.8	97.5	57.8	32.5	19.4	15.0	11.9	10.1	6.90	5.73	2.99
1.70V	161.5	116.8	91.3	55.3	31.4	18.7	14.6	11.5	9.84	6.79	5.65	2.95
1.75V	150.9	106.9	85.0	52.8	30.2	18.1	14.2	11.2	9.60	6.69	5.57	2.91
1.80V	137.5	96.8	78.5	50.5	29.1	17.4	13.8	10.9	9.35	6.58	5.50	2.89
1.85V	121.0	79.1	65.1	43.5	26.1	16.0	12.7	10.2	8.72	6.18	5.18	2.74

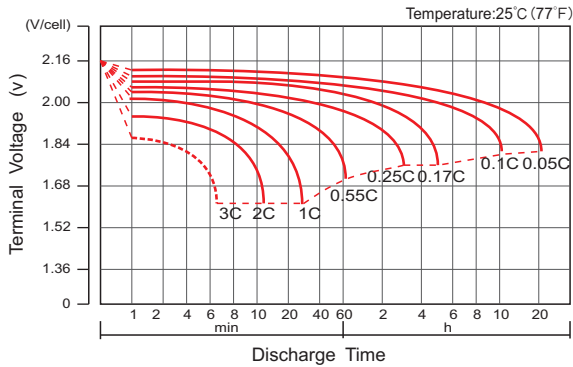
**Constant Power Discharge Characteristics : WPC (25°C)**

F.V/Time	5MIN	10MIN	15MIN	30MIN	1HR	2HR	3HR	4HR	5HR	8HR	10HR	20HR
1.60V	303.3	228.2	178.3	109.4	63.1	37.9	29.6	23.4	20.0	13.6	11.4	5.98
1.65V	300.1	219.8	173.0	106.1	61.3	36.9	28.8	22.9	19.6	13.5	11.3	5.89
1.70V	288.6	206.0	164.4	102.5	59.7	35.9	28.2	22.3	19.1	13.3	11.1	5.83
1.75V	274.5	192.0	155.2	98.9	57.9	34.8	27.5	21.8	18.7	13.2	11.0	5.76
1.80V	254.4	176.8	145.4	95.5	56.0	33.7	26.7	21.3	18.3	13.0	10.9	5.71
1.85V	227.9	147.1	122.3	83.1	50.5	31.1	24.8	19.9	17.1	12.2	10.2	5.43

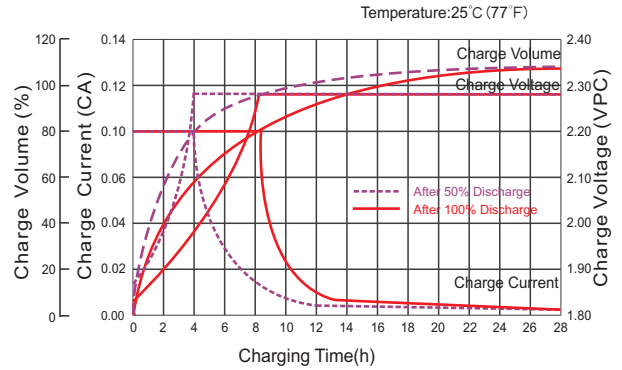
(Note) The above characteristics data are average values obtained within three charge/discharge cycle not the minimum values. The battery must be fully charged before the capacity test. The C<sub>20</sub> should reach 95% after the first cycle and 100% after the third cycle.

# PS12-55 (12V55Ah)

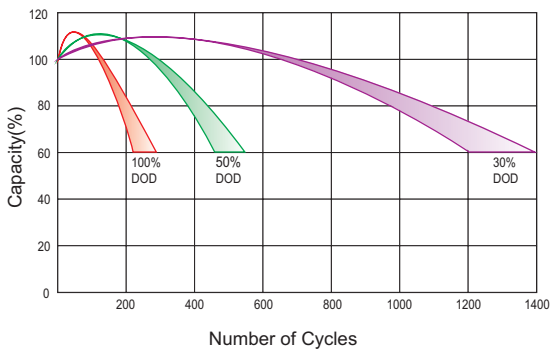
**Discharge Characteristics Curve**



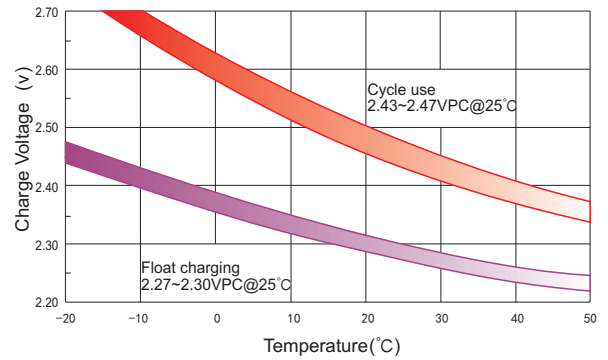
**Charge Characteristic Curve For Standby Use**



**Cycle Life In Relation To Depth Of Discharge**



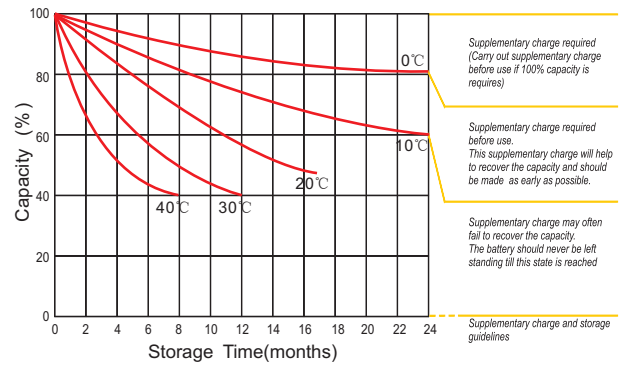
**Relationship Between Charging Voltage And Temperature**



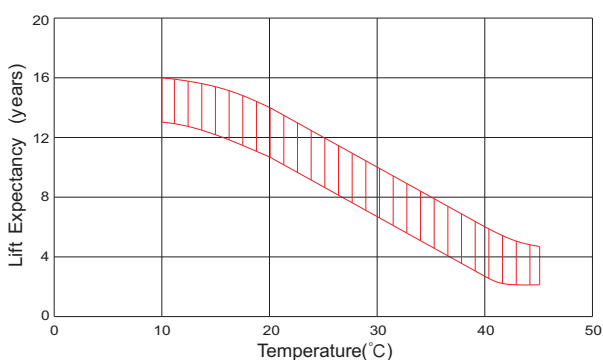
**Temperature Effects On Capacity**



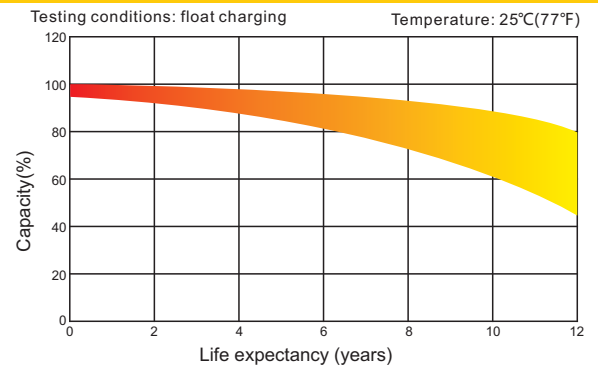
**Storage Characteristics**



**Effect Of Temperature On Long Term Life**



**Life Characteristics Of Standby Use**



(Note) All above information shall be changed without prior notice, Powersel reserves the right to explain and update the latest information.