



Ultraloq UL3

Fingerprint and Touchscreen
Smart Lock

User Guide



ultralock

Operation Video

Please watch our easy step by step operation video before attempting to use your Ultraloq UL3 Fingerprint and Touchscreen Smart Lock.



www.u-tec.com/support

If you have any questions regarding the installation process please contact us at customerservice@u-tec.com

Register Your Lock

To ensure the best warranty coverage and customer service, please register your product at

<http://store.u-tec.com/account/login>

* This guide contains important information about your lock!

Warranty Statements

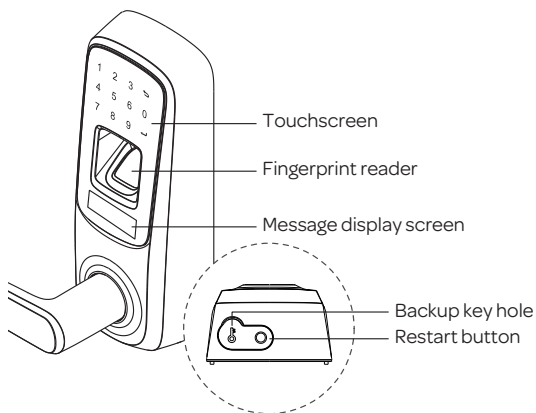
See www.u-tec.com for specific warranty details and limitations, or contact U-tec Customer Service at 844-HEY-UTEC (844-439-8832) in the U.S.

Need Help?

For technical documents and more, visit www.u-tec.com/support
Tel: 844-HEY-UTEC (844-439-8832)
Email: customerservice@u-tec.com

Lock Parts

Exterior





Backup Key Hole: Used to insert key to unlock.

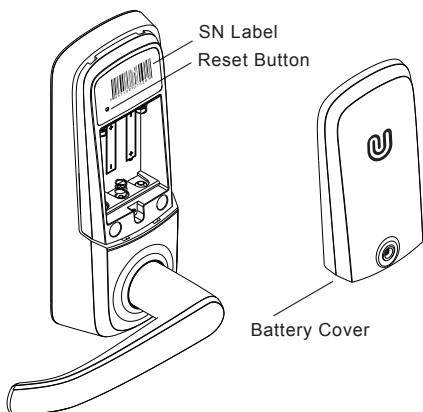
Restart Button: Used to jump start the lock if activation fail.

Fingerprint Reader: Used to press finger and unlocking from outside.

Touchscreen: Used to enter code and unlocking from outside.

0-9 Numbers  Return to previous  Confirm

Interior



Reset Button: Used to reset the lock to factory default settings.

Battery Cover: Used to cover battery and product label. A Quick Guide is printed inside the battery cover.

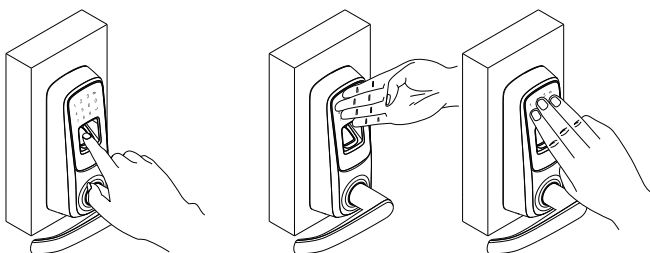
Lock Operation

Clean the fingerprint reader and touchscreen

Use a microfiber cloth to wipe across the fingerprint reader surface and the touch screen.

Lock Activation

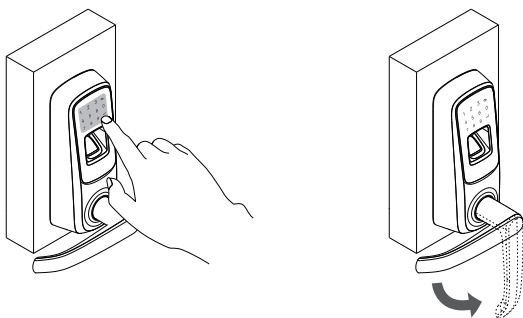
Press finger on fingerprint reader or touch lock with back of hand or fingers.



Lock will turn off again in 20 seconds if there are no other inputs.

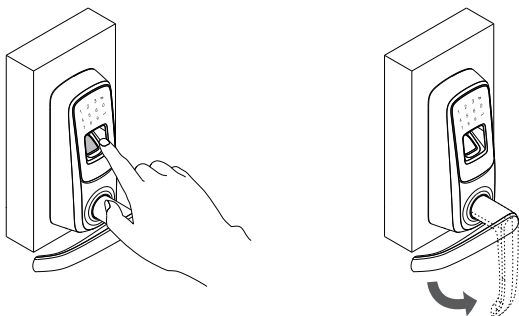
Open door from outside with user PIN code

1. Touch lock with back of hand or fingers to activate the lock.
2. Input user PIN code to unlock.
3. Rotate handle and open the door.




Open door from outside with fingerprint

1. Press finger on fingerprint reader to activate and unlock.
2. Rotate handle and open the door.



Open door from inside

1. Rotate handle and open the door.



Replace battery

When you activate the lock and see the message “Low battery”, you should replace the batteries. Use three (3) high-quality alkaline AA batteries for replacement.

Emergency Key Override

Emergency Key Override can be used when the battery is completely dead, or when no valid User Code is known. The key hole is on the bottom of the lock. Insert key and rotate to unlock, just like any lock.

Lock Programming

Factory Defaults

Factory default setting is that any fingerprint or PIN code can open the door.

Register Admin and User

Admin account must be created first prior to any other programming. Then use the Admin account to add or delete the other accounts.

User PIN code

User PIN code can be 4 to 8 digit number.



User ID number

User ID can be 1 to 8 digit number.

Limit number of users on lock

You can register up to 95 users with fingerprint and PIN code.

Basic programming steps

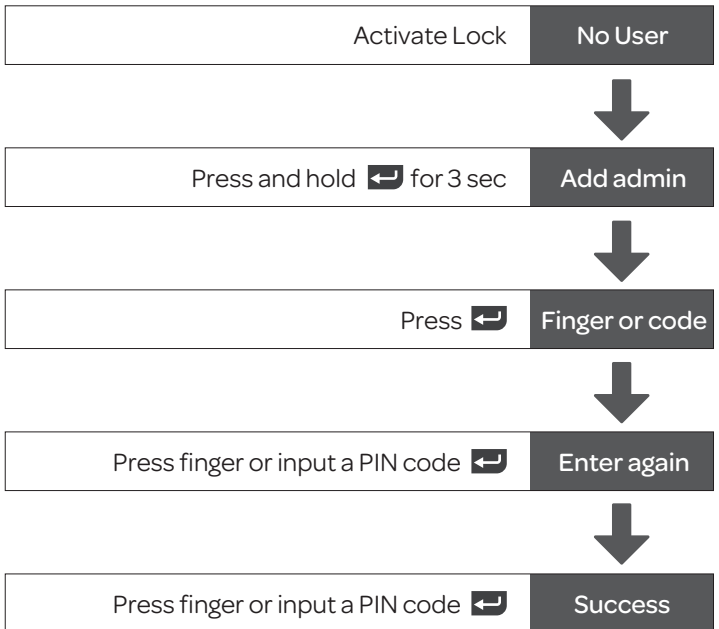
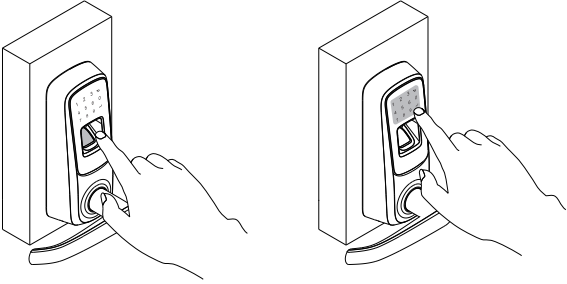
1. Activate lock. Press and hold  for 3 seconds to into menu.
2. Input number to select functions:
 - 1** to add User
 - 2** to delete User
 - 7** to add Admin
 - 8** to delete Admin
3. Press  and follow the displayed messages to setup.

Reset the lock

Remove the battery cover. The reset button is under the serial number label. Find a small paper clip and stick one end into the reset button hole while the lock is active. Press and hold the reset button for 3 seconds until a beep is heard. All user info will be deleted.

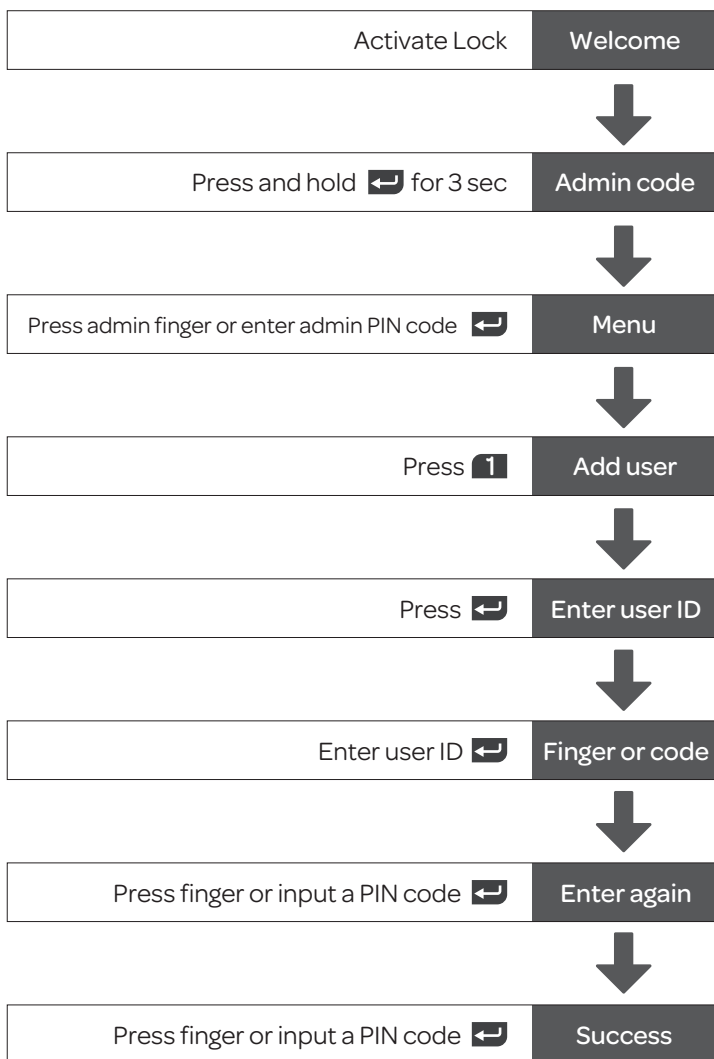
Add Admin First

Admin account must be created first prior to any other programming.



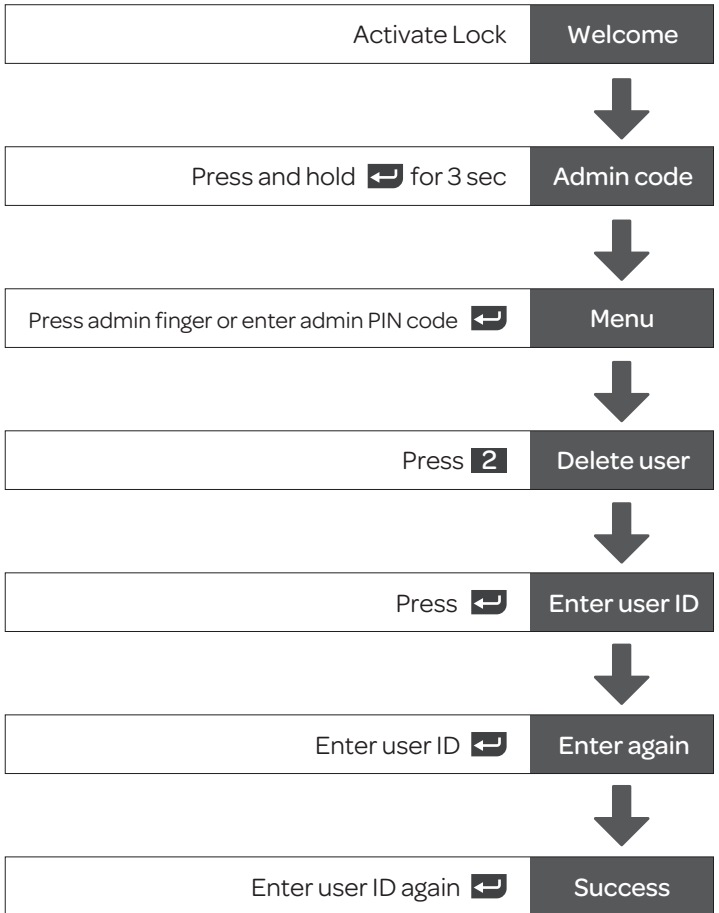
2

Add User



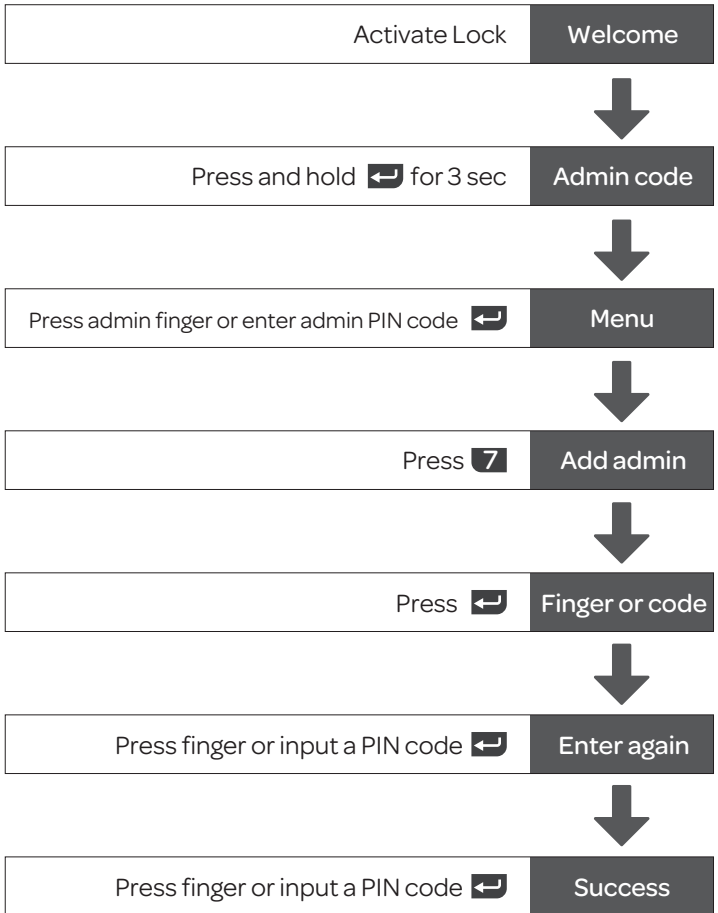
3

Delete User



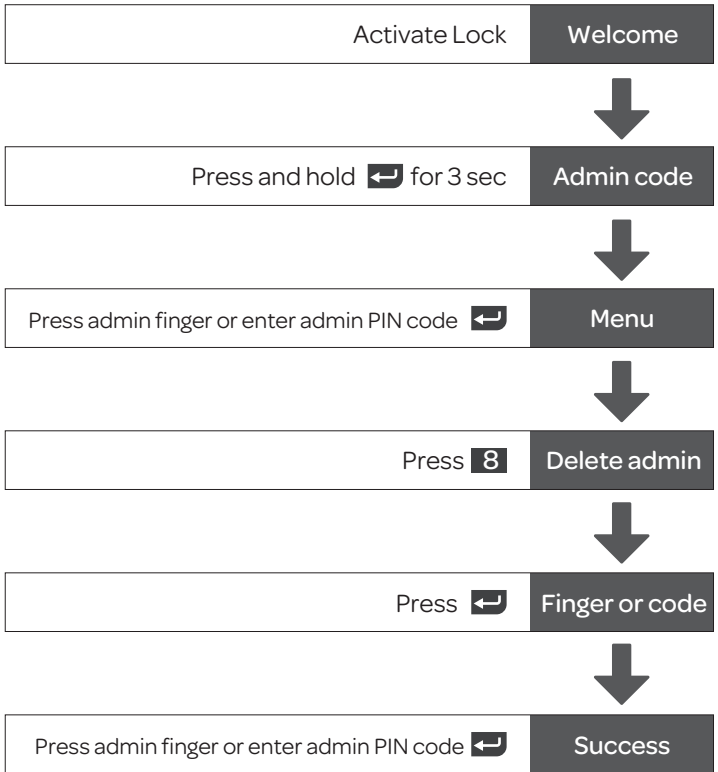
4

Add Admin



Note: It is recommended to register several Admin fingerprints and PIN codes.

Delete Admin





ultralq

U-tec and Ultraloq brands and products are
trademarked and protected under law in the United
States. Unauthorized use is prohibited.

Ultraloq is sub-brand of U-tec Group Inc.

2015 © U-tec Group Inc. All Rights Reserved.