

MUR3040PT

ULTRAFAST RECTIFIERS

PRV:400 Volts I_o:30 Amperes

Description

These state-of-the-art devices are designed for use in switching power supplies, inverters and as free wheeling diodes.

Features

- High current capability
- High surge current capability
- High reliability
- Low leakage current
- Low forward voltage drop
- Fast switching for high efficiency
- RoHS compliant package

Mechanical Data

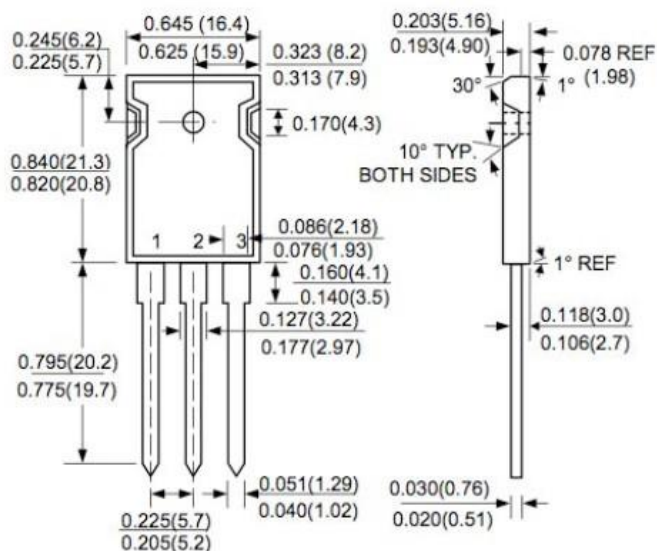
- Case : TO-247AD(TO-3P)
- Lead Temperature for Soldering Purposes: 260°C Max for 10 Seconds
- Weight : 4.3 grams (approximately)

Packing & Order Information

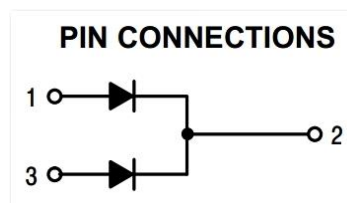
50/Tube ; 1,000/Box



**RoHS
COMPLIANT**



Graphic symbol



MAXIMUM RATINGS AND ELECTRICAL CHARACTERISTICS

Maximum Ratings (T_c=25°C unless otherwise noted)

Parameter	Symbol	Value	Unit
Maximum repetitive peak reverse voltage	VRRM	400	V
Working peak reverse voltage	VRWM	400	V
Maximum DC blocking voltage	VR	400	V
Maximum Average Rectified Forward Current (Rated VR) T _c = 150 °C	IF(AV)	15	A
Per Leg			
Per Device		30	
Maximum Peak Forward Surge Current (60 Hz, Half wave, single phase) Per Leg	IFSM	150	A
Maximum Instantaneous Forward Voltage at IF = 15 A	VF	1.25	A

MUR3040PT

ULTRAFAST RECTIFIERS

PRV:400 Volts I_o:30 Amperes

Maximum Ratings (T_c=25°C unless otherwise noted)

Parameter	Symbol	Value	Unit
Maximum Instantaneous Reverse T _J = 25 °C	IR	10	uA
Current at VR T _J = 150 °C	IR(H)	500	uA
Maximum Reverse Recovery Time	T _{rr}	60	ns
Junction temperature range	T _J	-55 to +175	°C
Storage temperature range	T _{STG}	-55 to +175	°C

Notes :

(1) Pulse test: 300 μs pulse width, 1 % duty cycle

(2) Pulse test: Pulse width ≤ 40 ms

MUR3040PT

ULTRAFAST RECTIFIERS

PRV:400 Volts I_o :30 Amperes

■Characteristic Curves

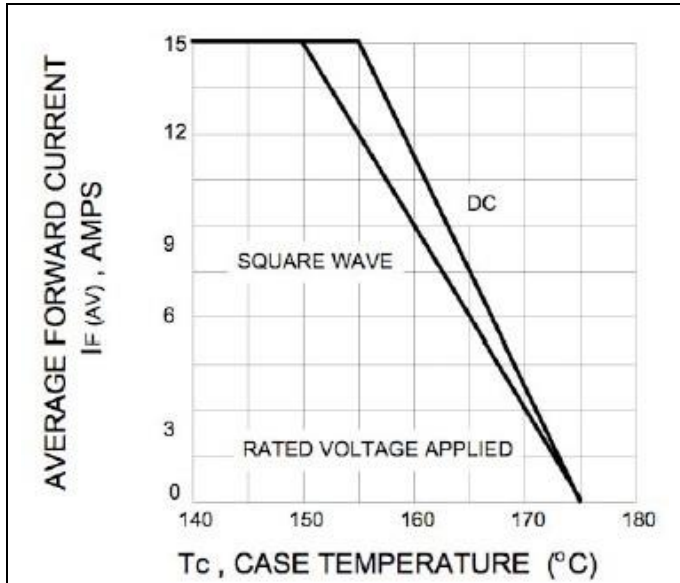


FIG.1- CURRENT DERATING CURVE , CASE TEMPERATURE (PER LEG)

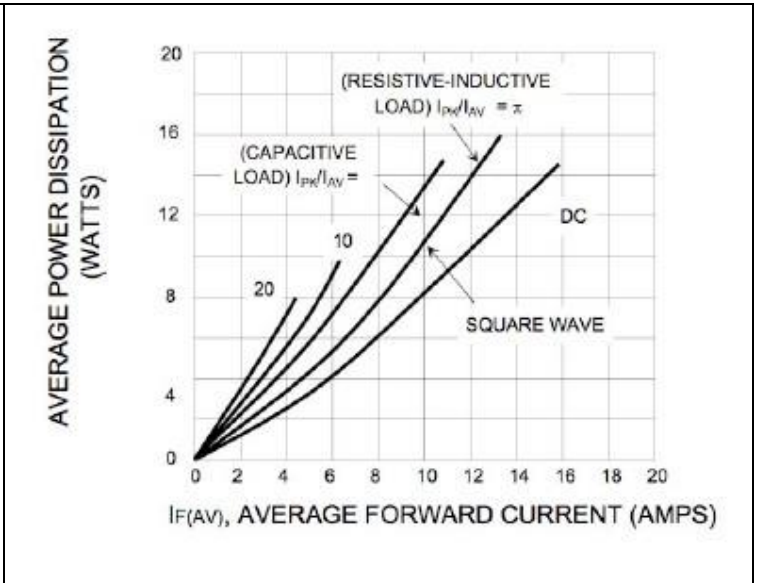


FIG.2- POWER DISSIPATION (PER LEG)

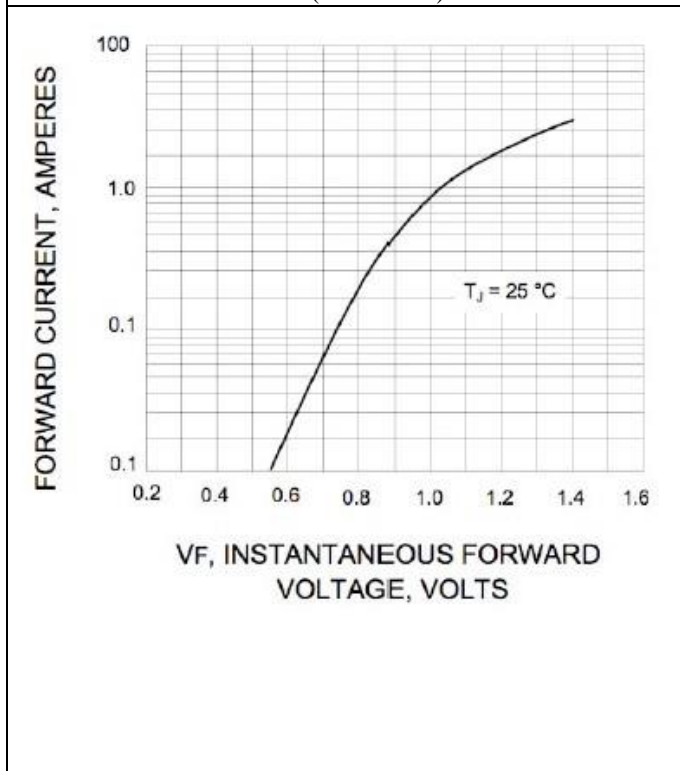


FIG.3- TYPICAL FORWARD VOLTAGE CHARACTERISTICS (PER LEG)

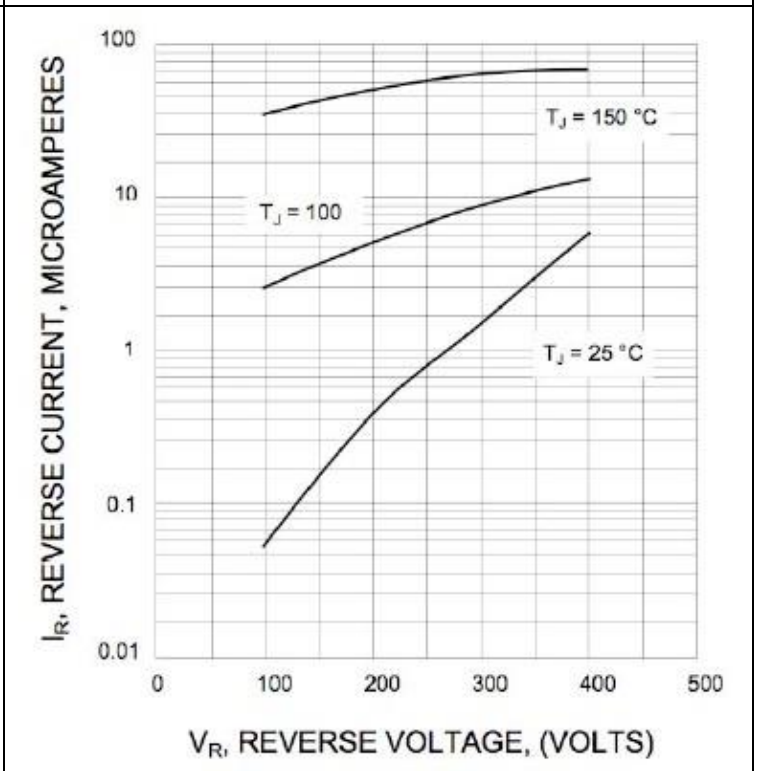


FIG.4- TYPICAL REVERSE CURRENT CHARACTERISTICS (PER LEG)

MUR3040PT

ULTRAFAST RECTIFIERS

PRV:400 Volts Io:30 Amperes

Disclaimer

ALL PRODUCT, PRODUCT SPECIFICATIONS AND DATA ARE SUBJECT TO CHANGE WITHOUT NOTICE TO IMPROVE RELIABILITY, FUNCTION OR DESIGN OR OTHERWISE.

Bruckewell Technology Inc., its affiliates, agents, and employees, and all persons acting on its or their behalf (collectively, "Bruckewell"), disclaim any and all liability for any errors, inaccuracies or incompleteness contained in any datasheet or in any other disclosure relating to any product.

Bruckewell makes no warranty, representation or guarantee regarding the suitability of the products for any particular purpose or the continuing production of any product. To the maximum extent permitted by applicable law, Bruckewell disclaims

- (i) Any and all liability arising out of the application or use of any product.
- (ii) Any and all liability, including without limitation special, consequential or incidental damages.
- (iii) Any and all implied warranties, including warranties of fitness for particular purpose, non-infringement and merchantability.

Statements regarding the suitability of products for certain types of applications are based on Bruckewell's knowledge of typical requirements that are often placed on Bruckewell products in generic applications.

Such statements are not binding statements about the suitability of products for a particular application. It is the customer's responsibility to validate that a particular product with the properties described in the product specification is suitable for use in a particular application. Parameters provided in datasheets and/or specifications may vary in different applications and performance may vary over time.

Product specifications do not expand or otherwise modify Bruckewell's terms and conditions of purchase, including but not limited to the warranty expressed therein.