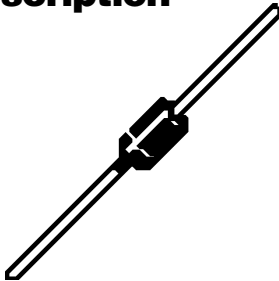




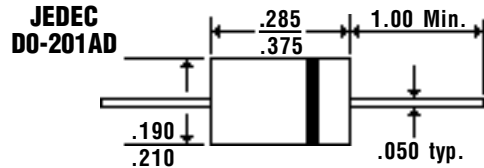
5.0 Amp SCHOTTKY BARRIER RECTIFIERS

SR590 and 5100

Description



Mechanical Dimensions



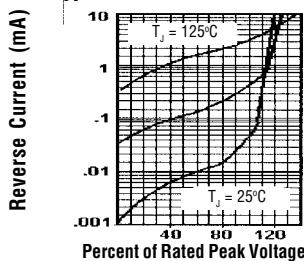
Features

- EXTREMELY LOW V_F
- LOW POWER LOSS — HIGH EFFICIENCY
- LOW STORED CHARGE; MAJORITY CARRIER CONDUCTION
- MEETS UL SPECIFICATION 94V-0

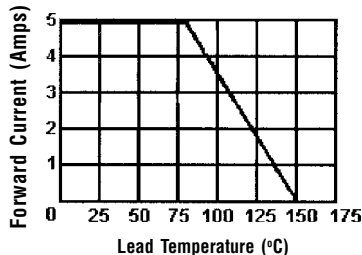
Electrical Characteristics @ 25°C.

	SR590	SR5100	Units
Maximum Ratings			
Peak Repetitive Reverse Voltage... V_{RRM}	90	100	Volts
Working Peak Reverse Voltage... V_{RWM}	90	100	Volts
DC Blocking Voltage... V_{DC}	90	100	Volts
Average Forward Rectified Current... $I_{F(av)}$ @ $T_A = 55^\circ\text{C}$	5.0		Amps
Non-Repetitive Peak Forward Surge Current... I_{FSM} @ Rated Load Conditions, 1/2 Wave, 8.3ms	150		Amps
Forward Voltage... V_F @ $I_F = 5.0$ Amps	$T_L = 25^\circ\text{C}$ 0.79	0.79	Volts
	$T_L = 100^\circ\text{C}$ 0.69	0.69	
DC Reverse Current... I_R @ Rated DC Blocking Voltage	$T_L = 25^\circ\text{C}$ 0.6	0.6	mAmps
	$T_L = 100^\circ\text{C}$ 20.0	20.0	
Typical Junction Capacitance... C_j	500		pF
Thermal Resistance... $R_{\theta JL}$	15.0		$^\circ\text{C} / \text{W}$
Operating Temperature Range... T_j	-65 to 150		$^\circ\text{C}$
Storage Temperature Range... T_{STRG}	-65 to 175		$^\circ\text{C}$

Typical Reverse Characteristics



Forward Current Derating Curve



Typical Junction Capacitance

