

ThermoCable LHD™

Linear Heat Detection Cable

ThermoCable LHD

Cut Sheet

- Addressable or Conventional
- Use with Any Listed Panel

Part Numbers: TC155 (68°C), TC172 (78°C)
TC190 (88°C), TC220 (105°C)

Features

- Up to 10,000 ft. (3,048m) of ThermoCable per zone
- Approved for up to 35' (10.7m) spacing
- .05 ohms/ft (.164 ohms/m) resistance for twisted pair wire lower than any other type of linear heat detection wire
- Lower cost than other types of linear heat detection wire
- Compatible with ALL Fire Alarm Control / Releasing Panel
- Use with addressable modules
- Multiple alarm temperatures: (F°) 155°, 172°, 190°, 220°
(C°) 68°, 78°, 88°, 105°
- Distance locating available
- Can detect anywhere along the entire length of wire
- Multiple alarm temperatures combined on the same zone
- Total zone length replacement unnecessary after alarm
- Longer standard spool lengths means less splicing
- Custom lengths available
- Suitable for use in Class I, II, or III Division 1, Gas Groups A-G hazardous areas when installed with an FM approved or UL listed intrinsic safety barrier and meets all appropriate local and national codes. For Additional details, please refer to the ThermoCable Intrinsic Safety Barrier Cut Sheet.



Applications

Use where other types of detection are not practical or where the location of an overheating condition must be known. ThermoCable is ideal for aircraft hangars, switchgear, in-rack freezer and cooler storage, archive and warehouse storage, elevator shafts, cooling towers, conveyors, cable trays, cable spreading rooms, terminal rooms, in-cabinet, motors, pumps, generators, tunnels, bridges, parking decks and engine bays.

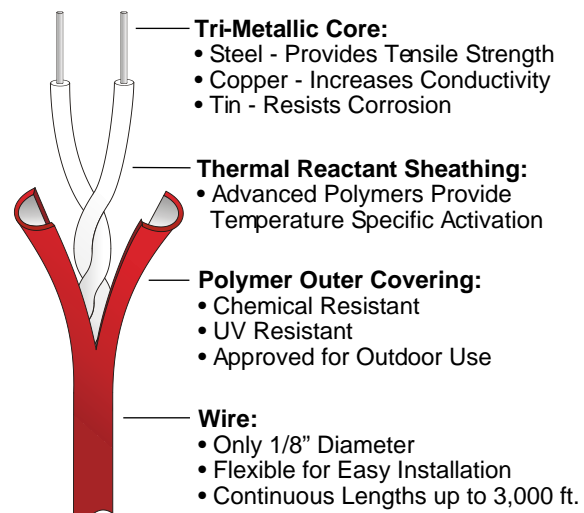
Description

ThermoCable digital linear heat detection (LHD) cable is a combination of advanced polymer and digital technologies that can detect heat anywhere along its entire length. ThermoCable is also compatible with any listed addressable or conventional panel.

At the core of ThermoCable is a twisted pair of extremely low resistance (.05 ohm/ft. [.164 ohms/m] of twisted cable) tri-metallic conductors, sheathed in new advanced thermal polymers. These polymers are chemically engineered to break down at specific fixed temperatures allowing the twisted conductors to make contact and initiate an alarm at the control panel without any calibration for changes in the ambient temperature. The distance locating option allows the control panel to identify and display the location, in feet or meters from the panel, where the heat source interacted with the detection cable.

The polymer used for the protective outer coating of ThermoCable is chemically inert and UV protected. This allows for ThermoCable to be used in an extremely wide variety of installations and hazards.

ThermoCable Technology



*Also available with Nylon or Polypropylene outer jackets for abrasion and chemical resistance. An optional external Stainless Steel Braid may be used to further protect the ThermoCable and/or GuideWire for additional support for long spans.

Maximum Listed Spacing

Temperature Rating	C-UL-US	FM
155°F (68°C)	35 ft. (10.7m)	30 ft. (9m)
172°F (78°C)	35 ft. (10.7m)	30 ft. (9m)
190°F (88°C)	35 ft. (10.7m)	30 ft. (9m)
220°F (105°C)	35 ft. (10.7m)	25 ft. (7.6m)

Maximum Ambient Temperatures

Maximum Ambient Install Temperature	Alarm Temp.	Part Number
Up to 113°F (45°C)	155°F (68°C)	TC155
Up to 122°F (50°C)	172°F (78°C)	TC172
Up to 158°F (70°C)	190°F (88°C)	TC190
Up to 158°F (70°C)	220°F (105°C)	TC220

Specifications - ThermoCable

Diameter:	1/8" (3.2mm)
Weight:	Nominal 15 lbs./1000 ft. (6.8kg/305m)
Bend Radius:	3" (76.2mm)
Max. Voltage Rating:	30 VAC, 42 VDC
Resistance:	.05 ohms/ft. (.164 ohms/m)
Temperature Ratings (°F):	155°, 172°, 190°, 220°
(°C):	68°, 78°, 88°, 105°
Sheathing Options:	PVC: Corrosive and UV resistant Lead and Cadmium Free Nylon: Abrasion resistant Rilsan® Nylon Polypropylene: Chemical resistant Stainless Steel Braid: Annealed 316 GuideWire: Stainless Steel 316, 12AWG
Dielectric Withstand:	500 VDC (UL)
Tensile Strength:	1,700 N/mm ² (min.)

Optional Distance Locating

The Distance Locating option available for SAFE Fire Detection's ThermoCable system allows for identifying where the overheating condition occurred anywhere on the total length of cable in a particular zone. Unit displays the distance from the module to the overheating condition in both feet and meters.

The distance locating option may be used with any listed addressable or conventional system. Any listed 24VDC power source may be used to power the distance locating module.

For additional details, please refer to the ThermoCable Distance Locating Module (APDL-Z1) cut sheet.

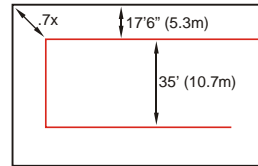


Displays distance to alarm in both feet and meters.

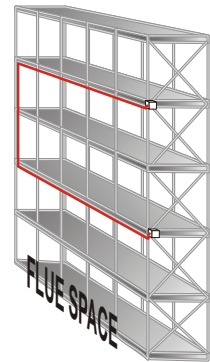
Installation Examples

For more details, please refer to the ThermoCable installation manual.

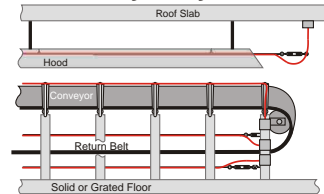
Area Spacing



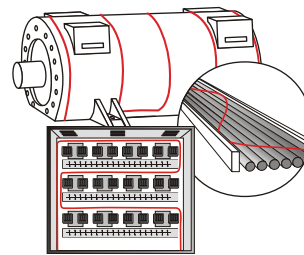
In-Rack



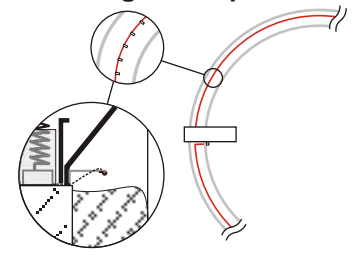
Conveyor Systems



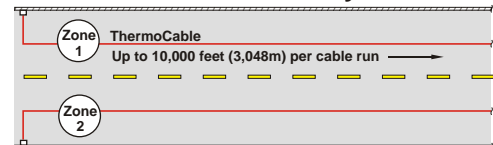
Equipment/Proximity



Floating Rooftop Tanks

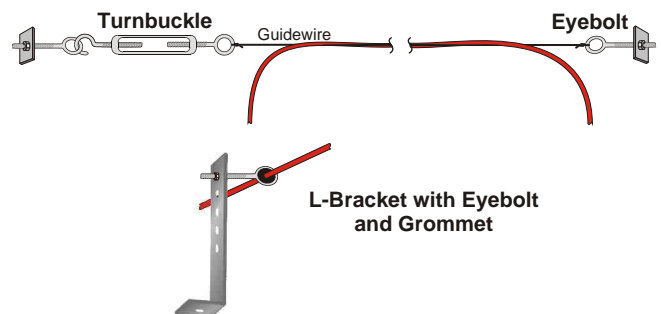


Tunnels / Subways



ThermoCable with GuideWire for Extended Runs Using Minimal Support

Minimal support - 15 ft (4.6m) intervals



Note: Please refer to all federal, state and local codes, and manufacturer's recommendations prior to design or installation.



SAFE Fire Detection, Inc.
5915 Stockbridge Drive
Monroe, NC 28110
Phone: 704-821-7920
Fax: 704-821-4327
www.safefiredetection.com

This document is provided for informational purposes only and may not be reproduced in whole or part without express written permission from SAFE Fire Detection, Inc. SAFE Fire Detection, Inc. assumes no responsibility for the products suitability for a particular application. Specifications, designs and any information contained herein may change without notice.

Publication Number: TC1XX v1.3

©2009 SAFE Fire Detection, Inc.